

---

### Transmission Fluid Level Check

#### Inspection

**NOTICE:** The vehicle should not be driven if the transmission fluid level is low. Internal failure could result.

**NOTE:** If the vehicle has been operated for an extended period at high highway speeds, in city traffic, during hot weather or while pulling a trailer, the transmission fluid must cool down to obtain an accurate reading.

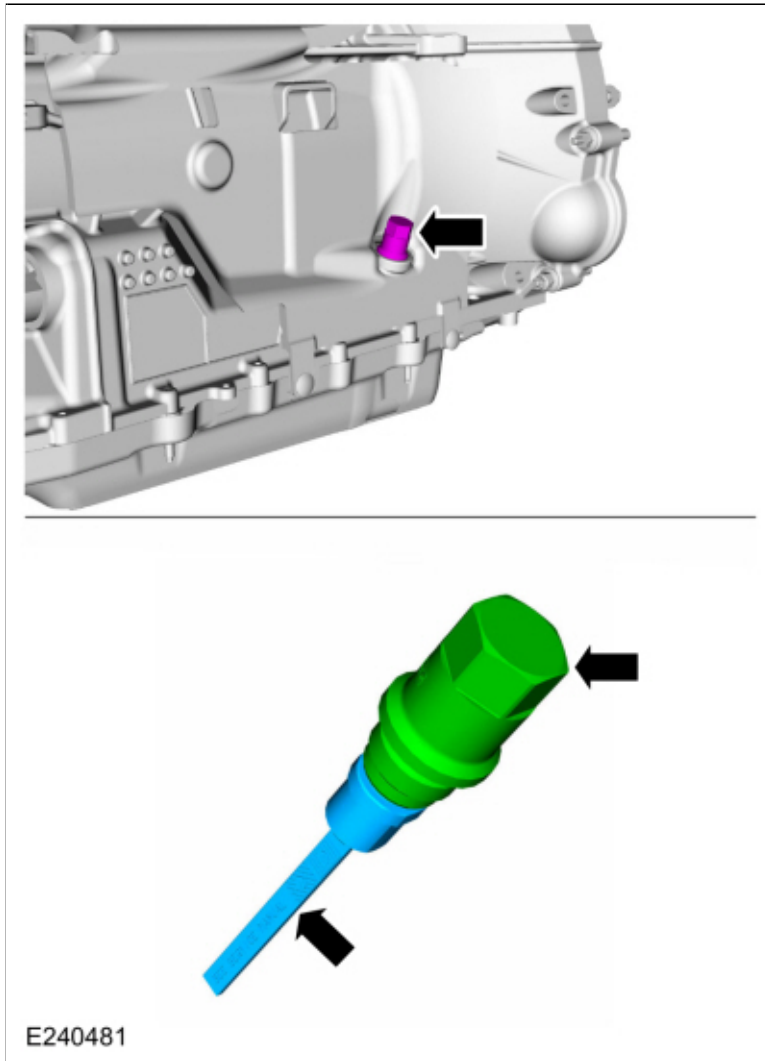
**NOTE:** If a new transmission fluid cooler or new fluid cooler tubes have been installed, drive the vehicle to warm the transmission fluid to 96°C-101°C (206°F-215°F) in order to purge the air from the transmission fluid cooling system.

1. Connect the diagnostic scan tool and position the vehicle on a hoist.  
Refer to: [Jacking and Lifting](#) (100-02 Jacking and Lifting, Description and Operation).
2. With the engine running, place the transmission selector lever in each gear position, holding approximately 5 seconds in each position. Place the transmission selector lever in PARK.



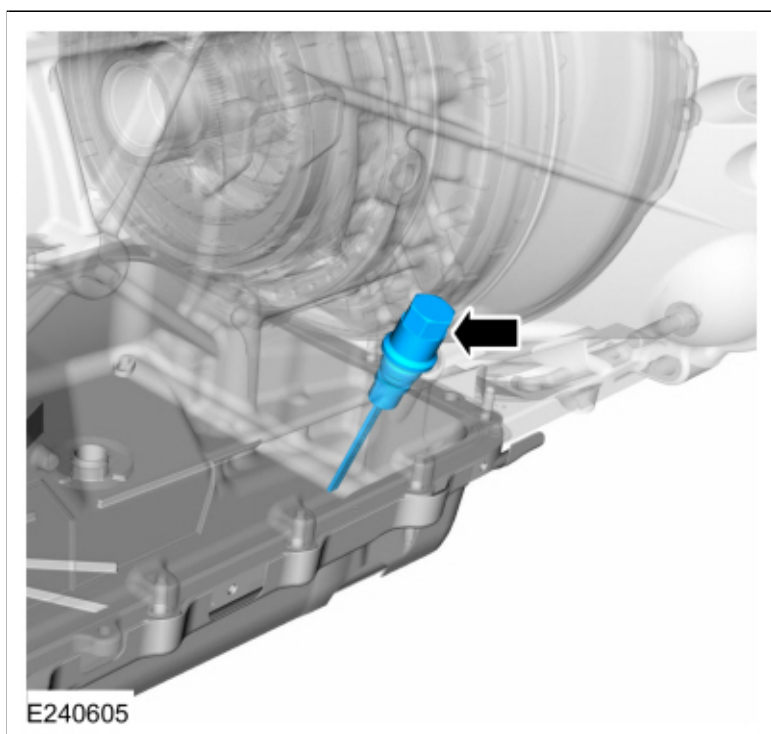
the transmission fluid fill plug and remove the transmission fluid level indicator from the plug.





4. Check the transmission fluid level using the transmission fluid level indicator.

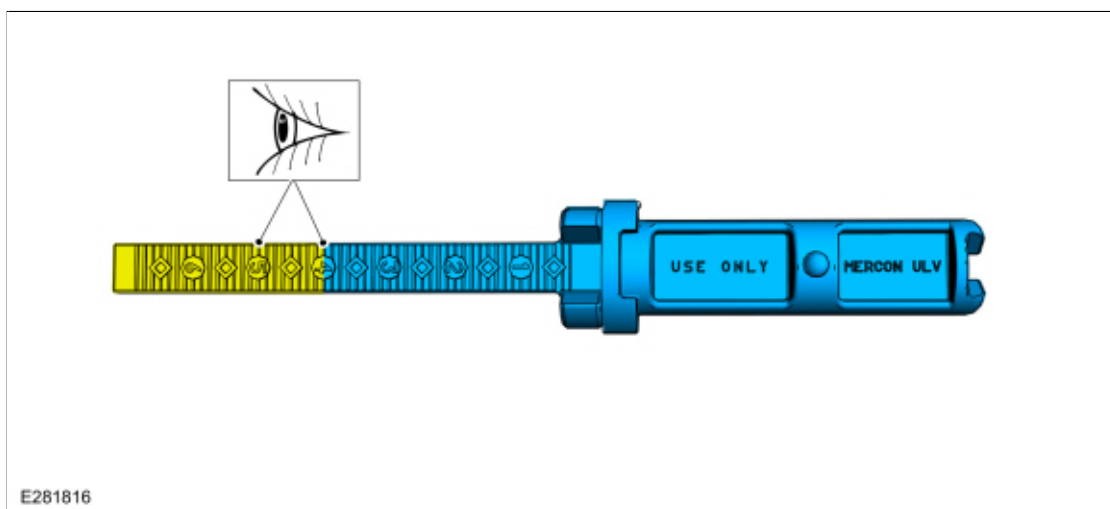




5. **NOTE:** The transmission fluid level indicator uses 1 through 6 to indicate the fluid level. The different numbers are for different vehicle models. Use the area between 4 and 5 when checking the transmission fluid level. The correct transmission fluid level is between 4 and 5 on the transmission fluid level indicator.

**NOTE:** Do not overfill the transmission.

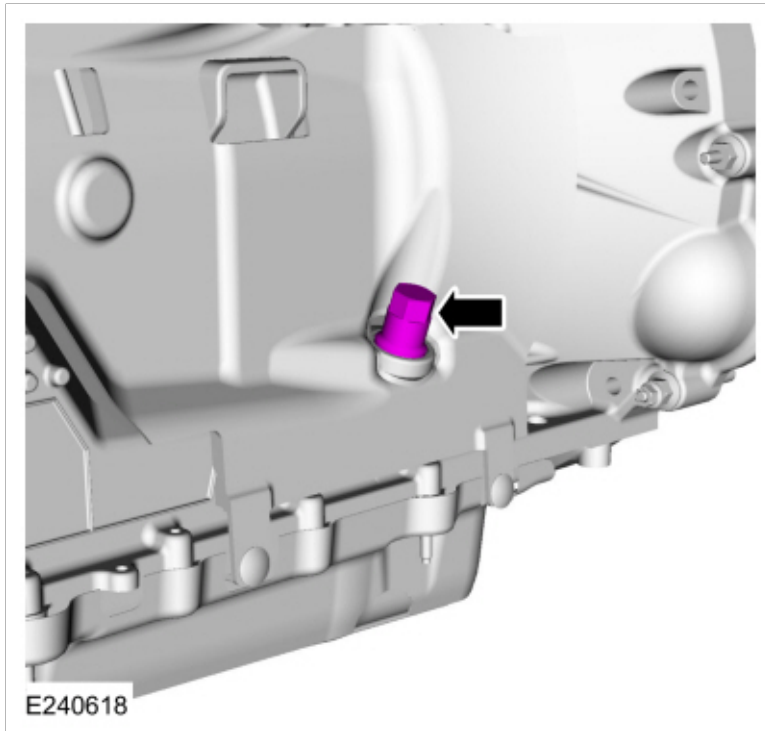
Using the scan tool verify the transmission fluid temperature is between 96°C - 101°C (206°F - 215°F). The transmission fluid level must be between 4 and 5 on the transmission fluid level indicator.



6. If the transmission fluid is not at the correct level, follow the steps for adding or removing transmission fluid.  
Refer to: [Transmission Fluid Drain and Refill](#) (307-01 Automatic Transmission - 10-Speed Automatic Transmission - 10R80, General Procedures).



Install the transmission fluid fill plug.  
*Torque: 52 lb.ft (70 Nm)*



Copyright © 2019 Ford Motor Company

