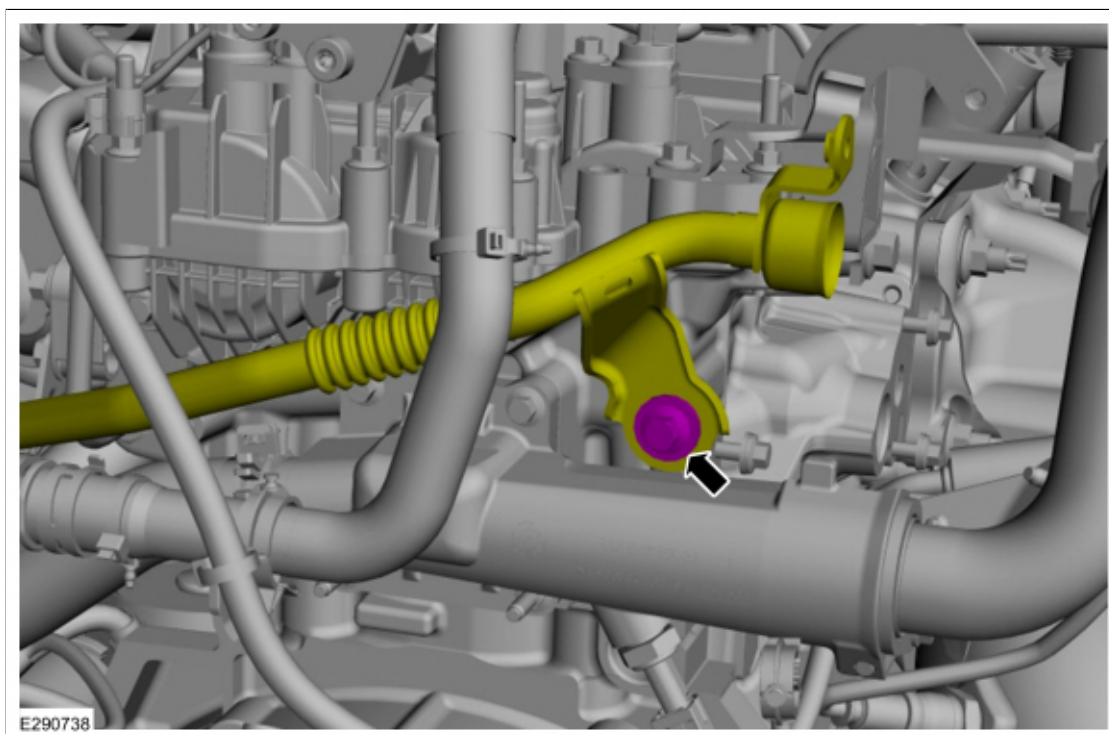


## Exhaust Gas Recirculation (EGR) Inlet Tube

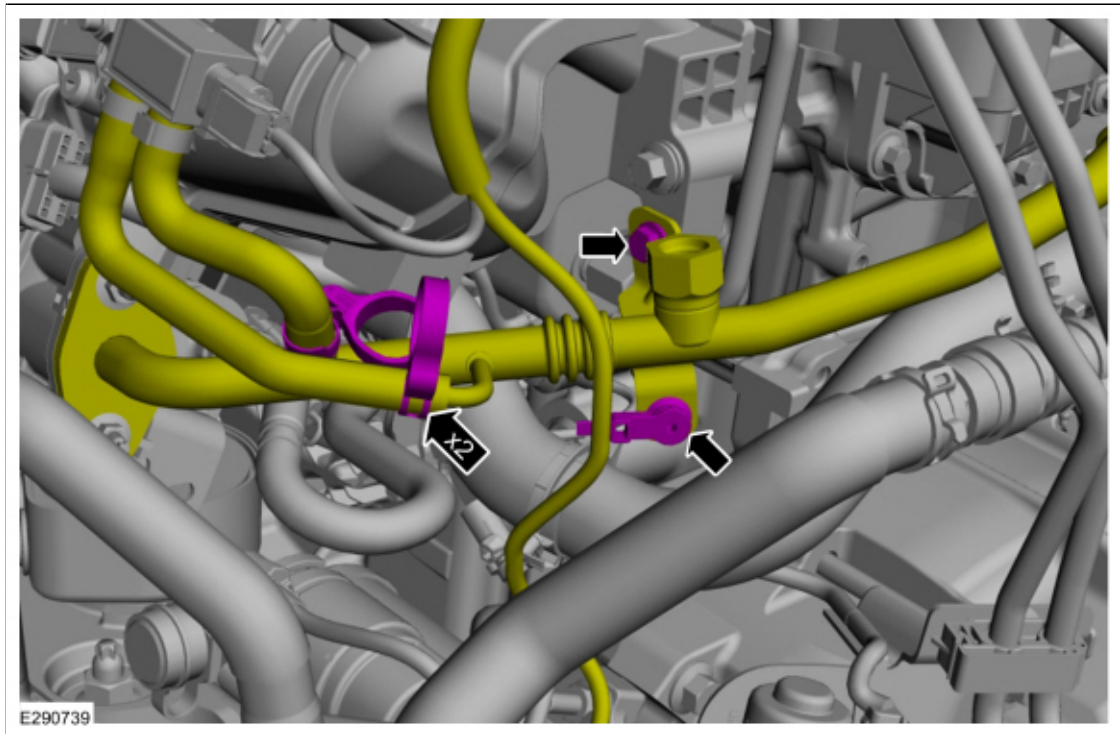
### Removal

**NOTE:** Removal steps in this procedure may contain installation details.

1. Remove the EGR cooler.  
Refer to: [Exhaust Gas Recirculation \(EGR\) Cooler](#) (303-08 Engine Emission Control - 2.3L EcoBoost (201kW/273PS), Removal and Installation).
2. Remove the EGR coolant outlet temperature sensor.  
Refer to: [Exhaust Gas Recirculation \(EGR\) Coolant Outlet Temperature Sensor](#) (303-08 Engine Emission Control - 2.3L EcoBoost (201kW/273PS), Removal and Installation).
3. Remove the fastener.  
Torque: 18 lb.ft (25 Nm)

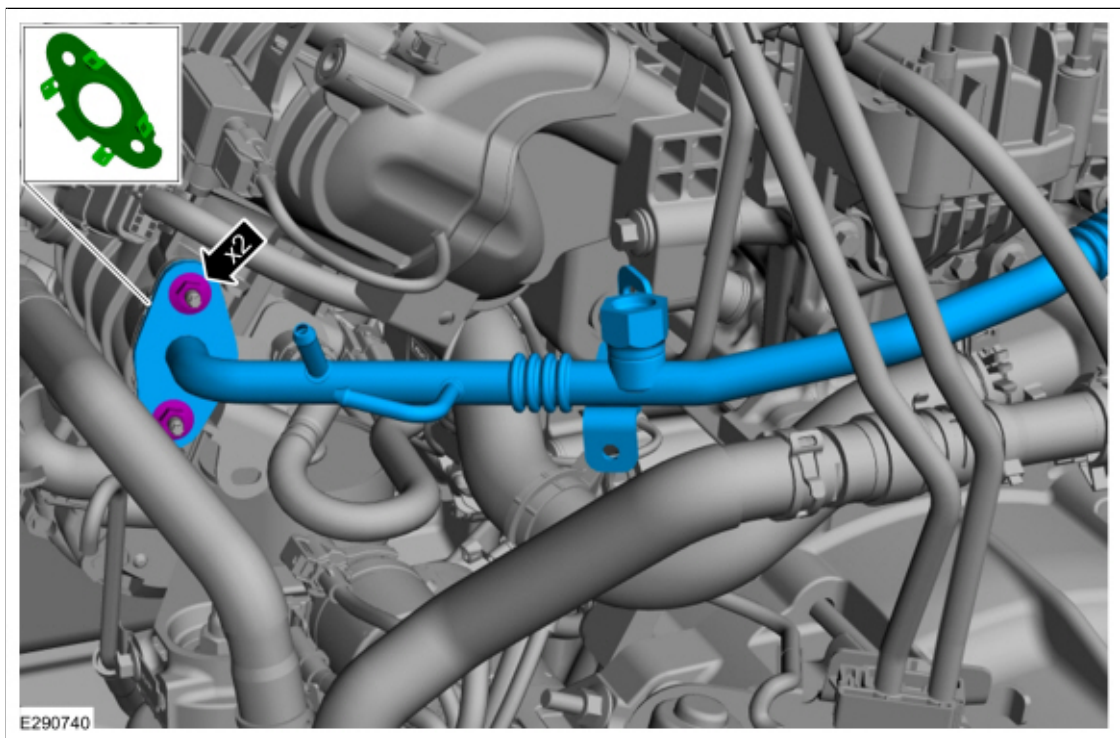


4.
  - Loosen the clamps and position aside the differential pressure feedback sensor hoses.
  - Detach the retainers and position aside the wiring harness.
  - Remove the fastener.  
Torque: 97 lb.in (11 Nm)



5.

- Remove the fasteners and EGR inlet tube.  
*Torque: 97 lb.in (11 Nm)*
- Remove and discard the gasket.



## Installation

1. To install, reverse the removal procedure.

Copyright © 2019 Ford Motor Company

---