

303-01 Engine - 2.3L EcoBoost (201kW/273PS)
Removal and Installation


2019 Ranger
Procedure revision date: 01/4/2019

Valve Tappets

Base Part Number: 6B297/6M280

Removal

1. Remove the camshafts.
Refer to: [Camshafts](#) (303-01 Engine - 2.3L EcoBoost (201kW/273PS), Removal and Installation).
2.
 - If the camshafts and valve tappets are to be reused, make sure they are assembled in their original positions.
 - Remove the valve tappets.



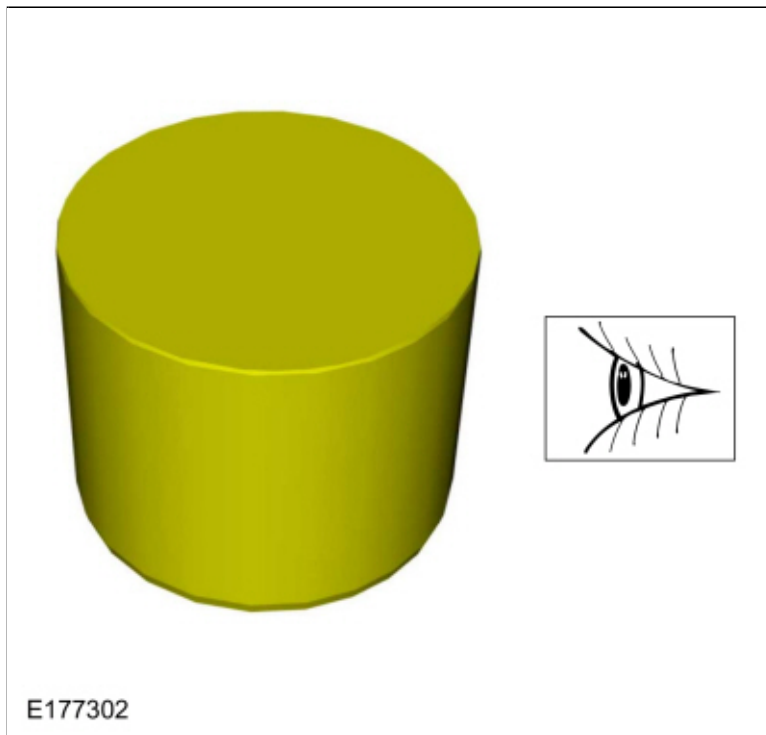
3. **NOTE:** There are two numbers on the valve tappet, one is date code and the other is valve tappet thickness.

NOTE: The date code "R0605" represents the year made (R), the month (06) and the day (05).

NOTE: A tappet with the number N650 has the thickness of 3.650 mm.


NOTE: Install new components as necessary.

Inspect the valve tappets and replace as necessary.



Installation

1. Lubricate the valve tappets with clean engine oil and install the valve tappets.



2. Install the camshafts.
Refer to: [Camshafts](#) (303-01 Engine - 2.3L EcoBoost (201kW/273PS), Removal and Installation).

Copyright © 2019 Ford Motor Company

