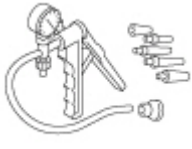


211-00 Steering System - General Information  
General Procedures

2019 Ranger  
Procedure revision date: 07/27/2016

### Power Steering System Filling

#### Special Tool(s) / General Equipment

 23036A	416-D001 Hand Vacuum Pump/Pressure Pump
---------------------------------------------------------------------------------------------	--------------------------------------------

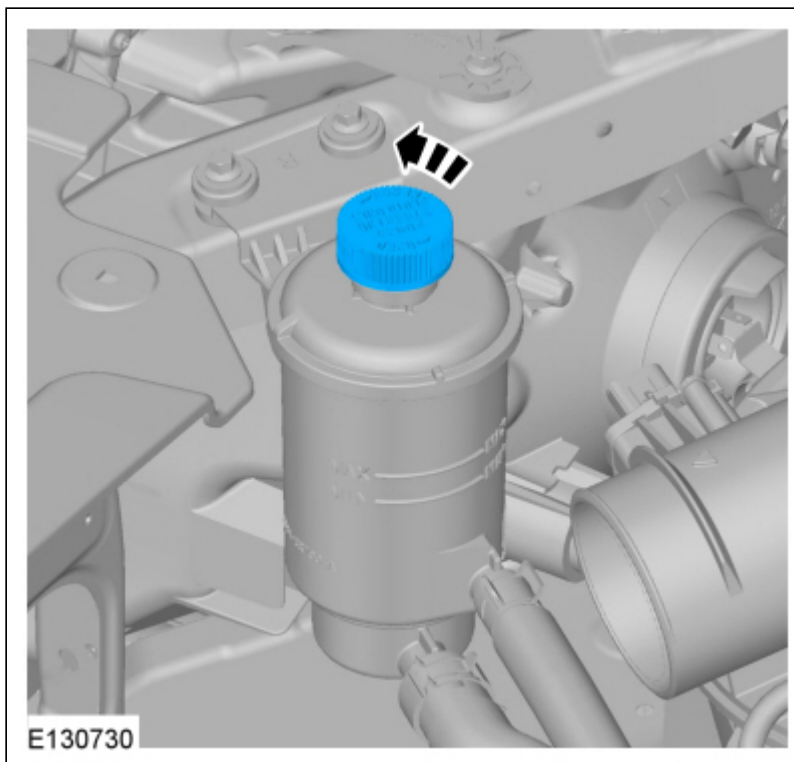
#### Materials

Name	Specification
Motorcraft® MERCON® LV Automatic Transmission Fluid XT-10-QLVC	MERCON® LV WSS-M2C938-A

#### Activation

**NOTE:** When filling the power steering fluid reservoir, make sure that the power steering fluid is clean and not agitated prior to use. The power steering fluid should be poured slowly into the reservoir to minimize the possibility of aeration.

1.



2. **NOTICE:** The fluid level must remain between the MAX and MIN marks.

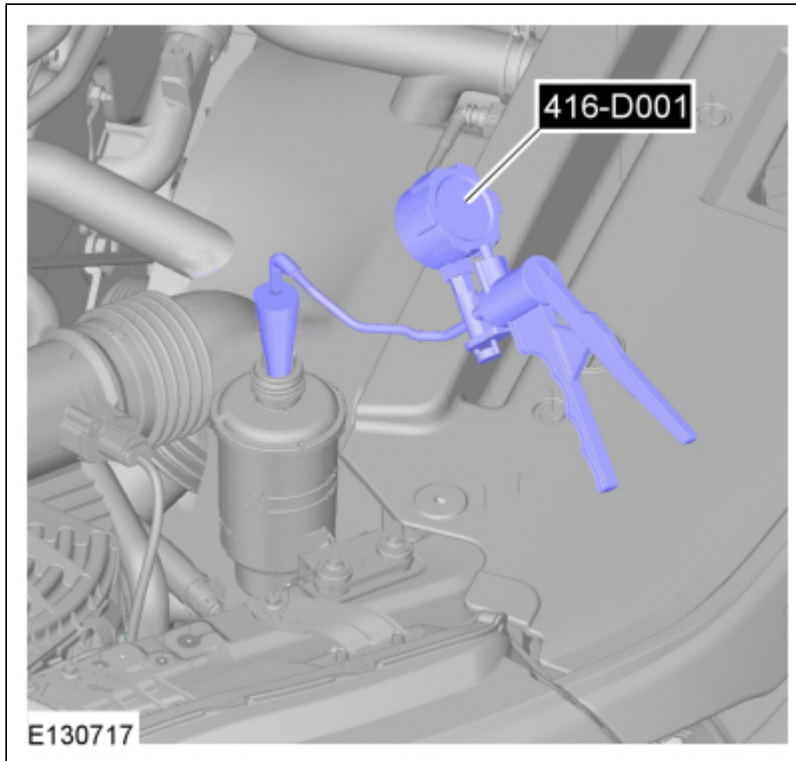
**NOTICE:** Only use the specified lubricant.

Fill the reservoir

**Material:** Motorcraft® MERCON® LV Automatic Transmission Fluid / XT-10-QLVC (MERCON® LV ) (WSS-

M2C938-A)

3. Raise and support the vehicle making sure that the road wheels are just clear of the floor.  
Refer to: [Jacking and Lifting](#) (100-02 Jacking and Lifting, Description and Operation).
4. Use Special Service Tool: 416-D001 Hand Vacuum Pump/Pressure Pump.



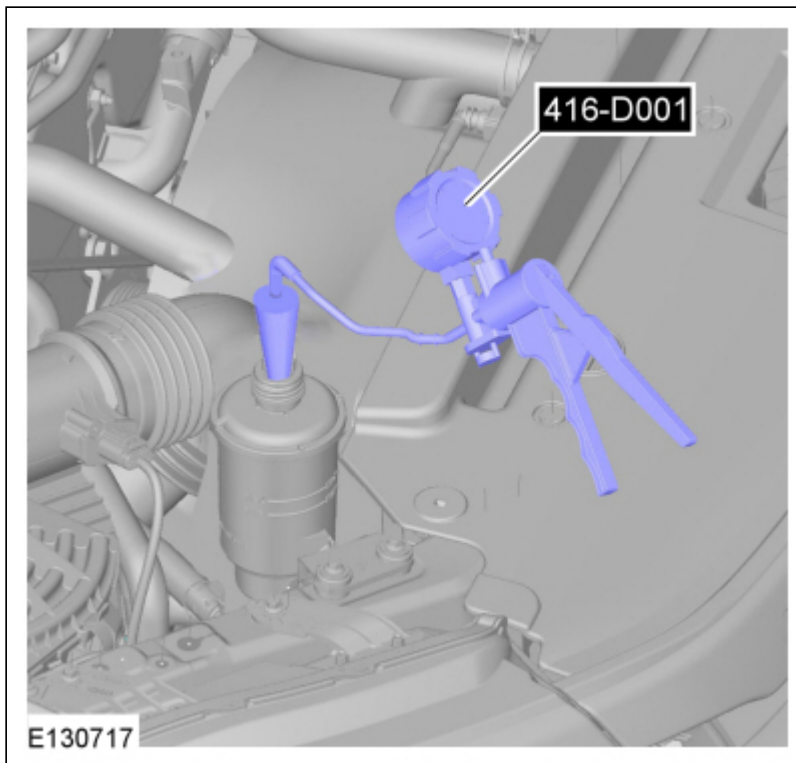
5. Using the Vacuum Pump Kit, apply vacuum and maintain the maximum vacuum of 68-85 kPa (20-25 in-Hg).
6. If the vacuum decreases by more than 5cm-Hg in 5 minutes, check the power steering system for leaks .
7. Remove the Power Steering Evacuation Cap and Vacuum Pump Kit.
8. **NOTICE: The fluid level must remain between the MAX and MIN marks.**

**NOTICE: Only use the specified lubricant.**

Fill the power steering fluid.

*Material:* Motorcraft® MERCON® LV Automatic Transmission Fluid / XT-10-QLVC (MERCON® LV ) (WSS-M2C938-A)

9. Install the Vacuum Pump Kit. Apply and maintain the maximum vacuum of 68-85 kPa (20-25 in-Hg).  
Use Special Service Tool: 416-D001 Hand Vacuum Pump/Pressure Pump.



10. Start the engine and let it idle.

11. **NOTICE: Do not hold the steering wheel against the stops for more than 5 seconds. Damage to the power steering pump may occur.**

**NOTE:** *There will be a slight drop in the power steering fluid level in the reservoir when the engine is started.*

Cycle the steering wheel fully from stop-to-stop 10 times.

12. Stop the engine, release the vacuum and remove the Vacuum Pump Kit.

13. **NOTICE: The fluid level must remain between the MAX and MIN marks.**

**NOTICE: Only use the specified lubricant.**

Fill the power steering fluid.

**Material:** Motorcraft® MERCON® LV Automatic Transmission Fluid / XT-10-QLVC (MERCON® LV ) (WSS-M2C938-A)

