




205-03 Front Drive Axle/Differential
Removal and Installation

2019 Ranger
Procedure revision date: 12/13/2018

Axle Cover Bushing

Special Tool(s) / General Equipment

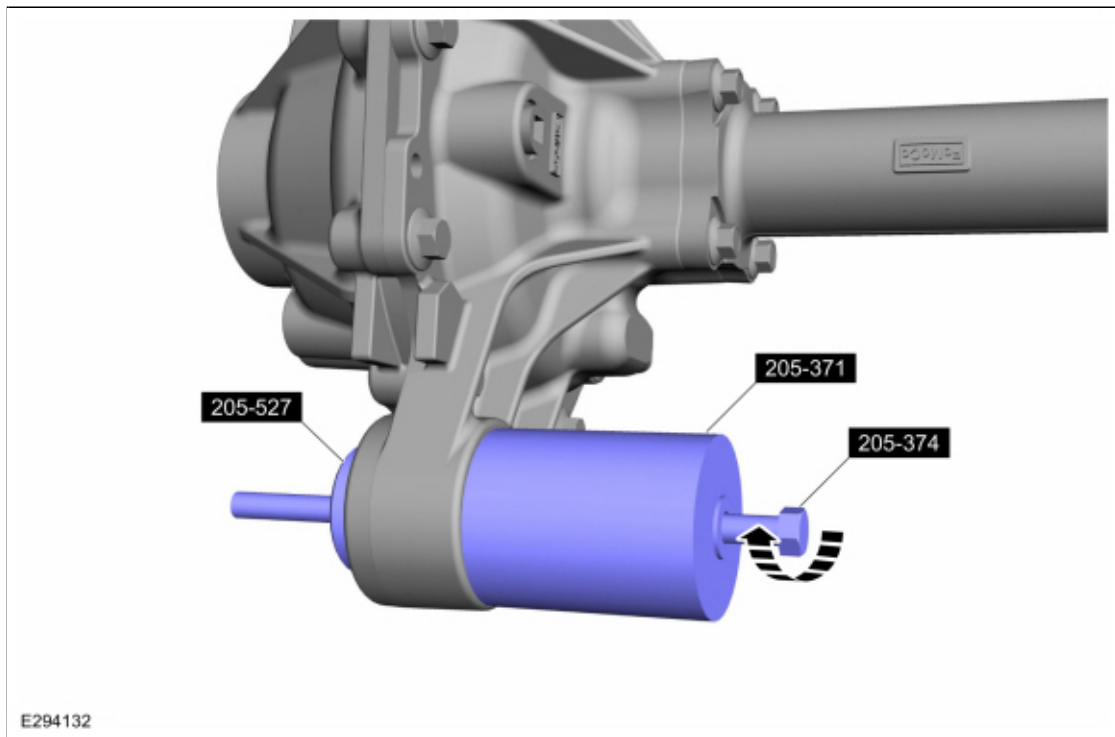
 <p>E238626</p>	<p>205-371 (T96T-5638-E) Remover, Front Axle Mounting Bushing Cup TKIT-1998-LM (Navigator) TKIT-1996-F/FM TKIT-1996-FLM2</p>
 <p>E238627</p>	<p>205-374 (T96T-5638-H) Installer, Front Axle Mounting Bushing Drawbolt TKIT-1998-LM (Navigator) TKIT-1996-F/FM TKIT-1996-FLM2</p>
 <p>E238653</p>	<p>205-527 Remover/Installer, Front Differential Housing Bushing TKIT-2002D-FLM</p>

Removal

NOTE: Removal steps in this procedure may contain installation details.

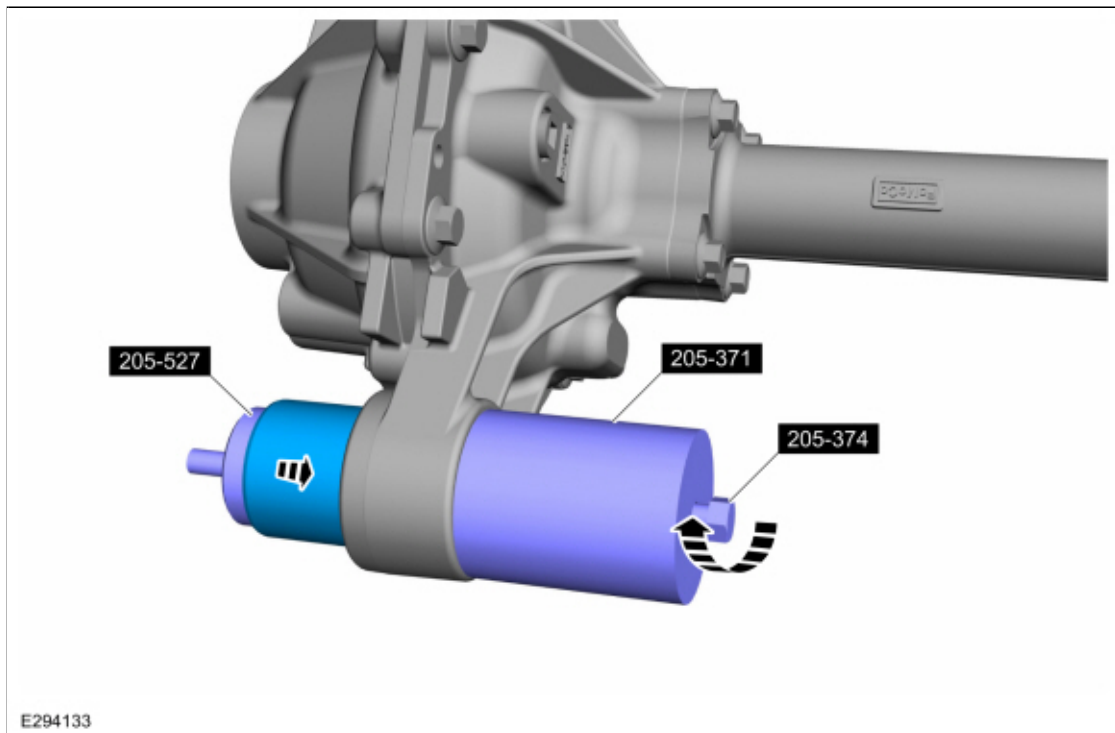
1. Refer to: [Axle Assembly](#) (205-03 Front Drive Axle/Differential, Removal and Installation).
2. Use a forcing screw and receiver cup or equivalent tool with the special tool to remove the bushing.
Use Special Service Tool: [205-527 Remover/Installer, Front Differential Housing Bushing](#), [205-371 \(T96T-5638-E\) Remover, Front Axle Mounting Bushing Cup](#), [205-374 \(T96T-5638-H\) Installer, Front Axle Mounting Bushing Drawbolt](#).





Installation

1. Use a forcing screw and receiver cup or equivalent with the special tool to install the bushing.
Use Special Service Tool: [205-527 Remover/Installer, Front Differential Housing Bushing.](#) , [205-371 \(T96T-5638-E\) Remover, Front Axle Mounting Bushing Cup.](#) , [205-374 \(T96T-5638-H\) Installer, Front Axle Mounting Bushing Drawbolt.](#)



2. Refer to: [Axle Assembly](#) (205-03 Front Drive Axle/Differential, Removal and Installation).

Copyright © 2019 Ford Motor Company
