


Differential Fluid Level Check

Materials


Name	Specification
Motorcraft® SAE 80W-90 Premium Rear Axle Lubricant XY-80W90-QL	WSP-M2C197-A

Check

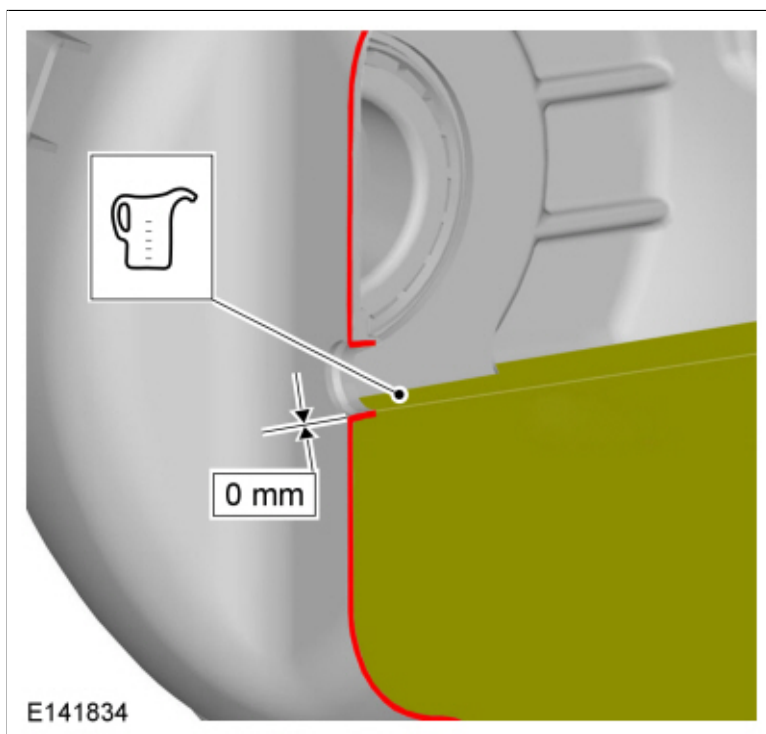
1. With the vehicle in NEUTRAL, position it on a hoist.
Refer to: [Jacking and Lifting](#) (100-02 Jacking and Lifting, Description and Operation).
2. Remove the differential fluid fill plug.




3. Check and top-off the differential with clean differential gear lubricant. The differential gear lubricant level should be to the bottom of fluid fill plug opening.
Refer to: [Specifications](#) (205-02 Rear Drive Axle/Differential - Vehicles With: Dana M220, Specifications).
Material: Motorcraft® SAE 80W-90 Premium Rear Axle Lubricant / XY-80W90-QL (WSP-M2C197-A)



4. Make sure the differential fluid level as shown.



5. Install the differential fluid fill plug.
Torque: 20 lb.ft (27 Nm)



Copyright © 2019 Ford Motor Company