


Differential Draining and Filling

Materials

Name	Specification
Motorcraft® SAE 80W-90 Premium Rear Axle Lubricant XY-80W90-QL	WSP-M2C197-A

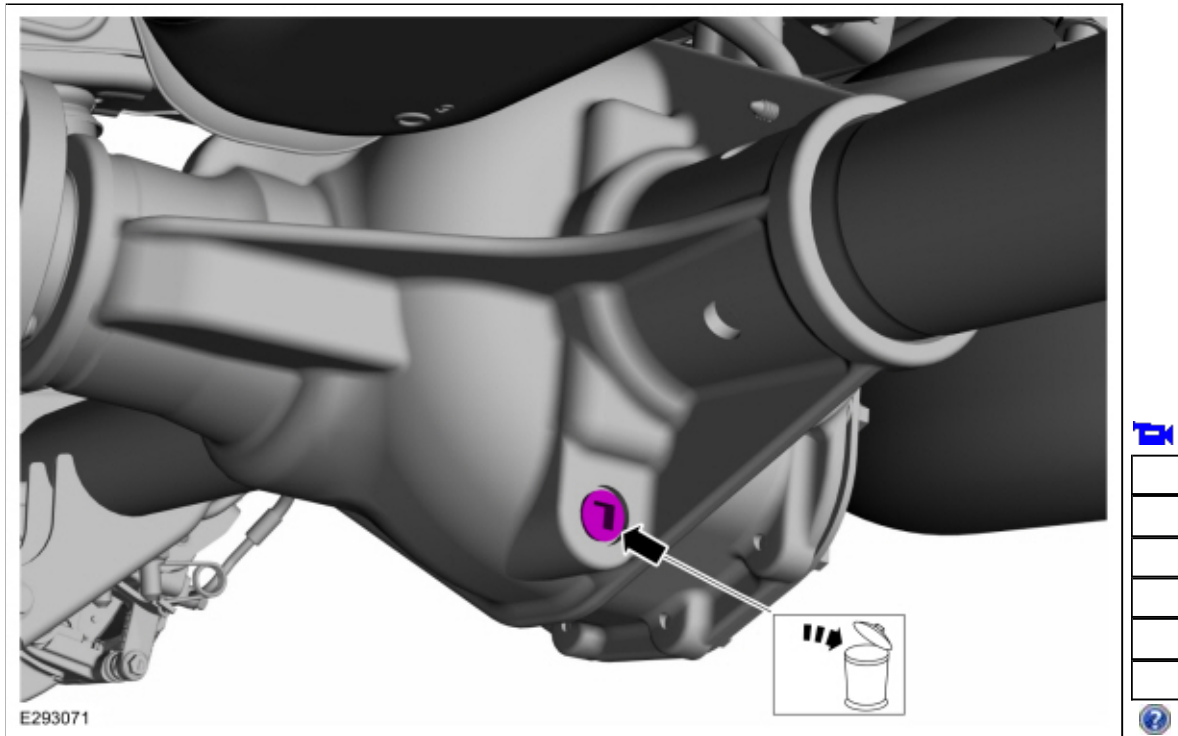
Draining

1. With the vehicle in NEUTRAL, position it on a hoist.
Refer to: [Jacking and Lifting](#) (100-02 Jacking and Lifting, Description and Operation).
2. Remove and discard the differential oil fill plug.



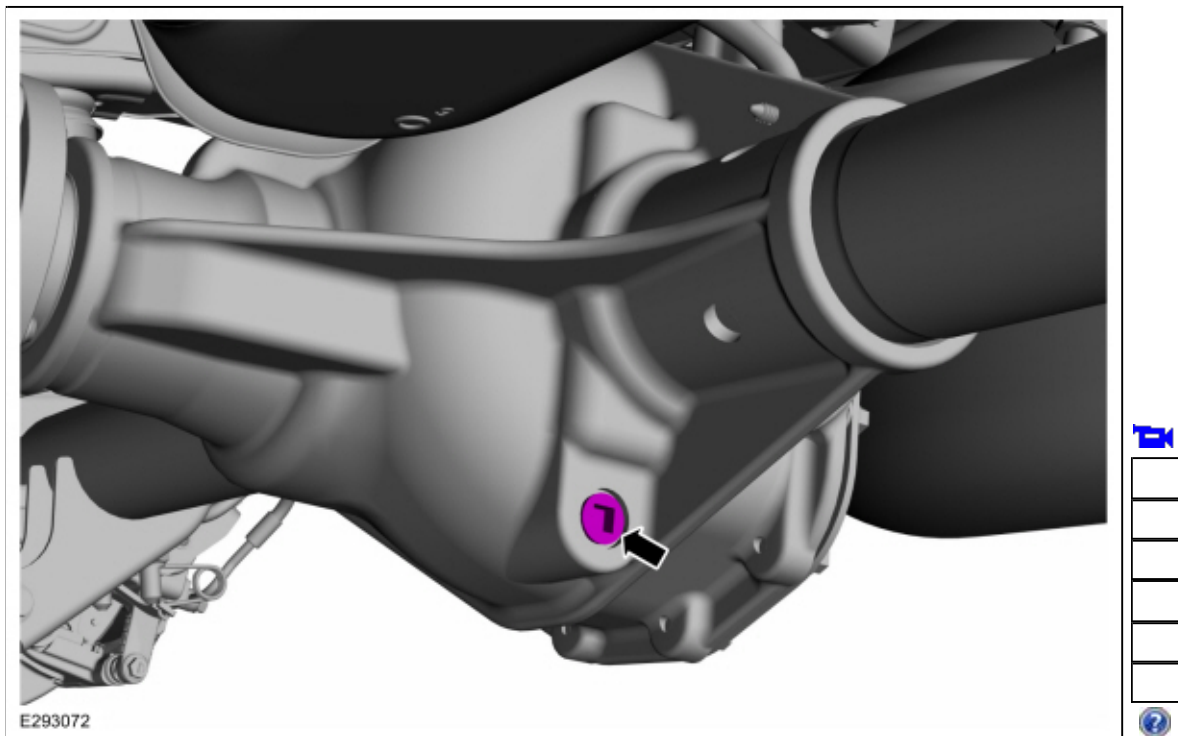
3. **NOTE:** Be prepared to collect escaping fluids.

Remove and discard the differential oil drain plug.




4. **NOTE:** Make sure that a new component is installed.

Install the differential oil drain plug.
Torque: 20 lb.ft (27 Nm)

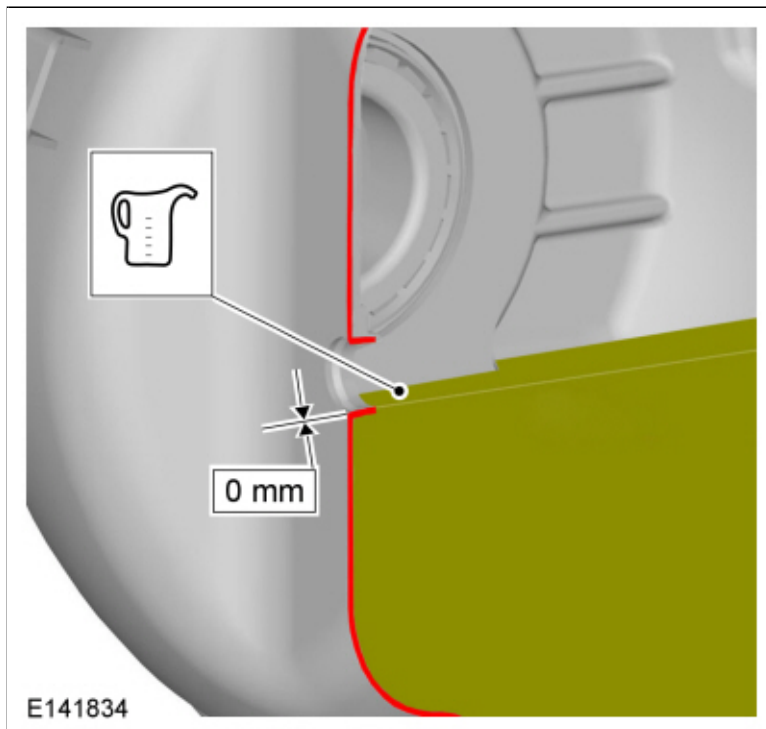


Filling

1. Fill the differential with clean differential gear lubricant.
Refer to: [Specifications](#) (205-02 Rear Drive Axle/Differential - Vehicles With: Dana M220, Specifications).
Material: Motorcraft® SAE 80W-90 Premium Rear Axle Lubricant / XY-80W90-QL (WSP-M2C197-A)

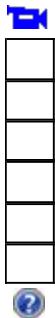



2. Check the differential fluid level. The differential gear lubricant level should be to the bottom of fluid fill plug opening.



3. **NOTE:** Make sure that a new component is installed.

Install the differential fluid fill plug.
Torque: 20 lb.ft (27 Nm)



Copyright © 2019 Ford Motor Company

